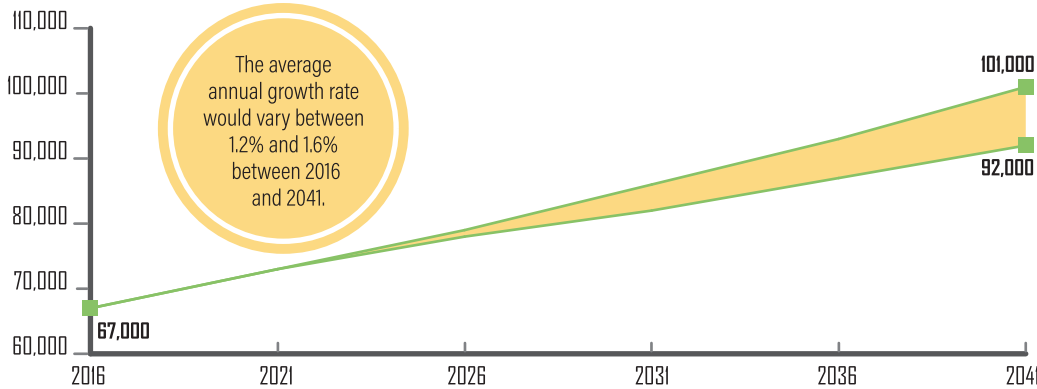




Inuit in Canada Projections to 2041



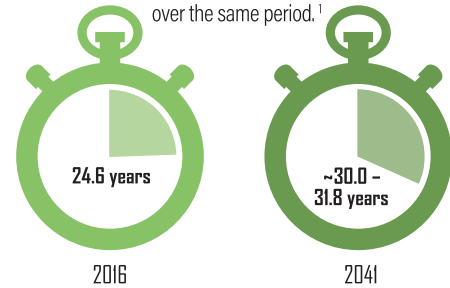
The Inuit population was estimated at 67,000 in 2016.
Depending on the projection scenario, it could reach between 92,000 and 101,000 in 2041.¹



¹ The range of results presented comes from the results of the three projection scenarios developed: the low-, medium- and high-growth scenarios for Indigenous populations. For the non-Indigenous population, only a medium-growth scenario is used.

The **median age** of the Inuit population is projected to be between 30.0 and 31.8 years in 2041, up from 24.6 years in 2016.

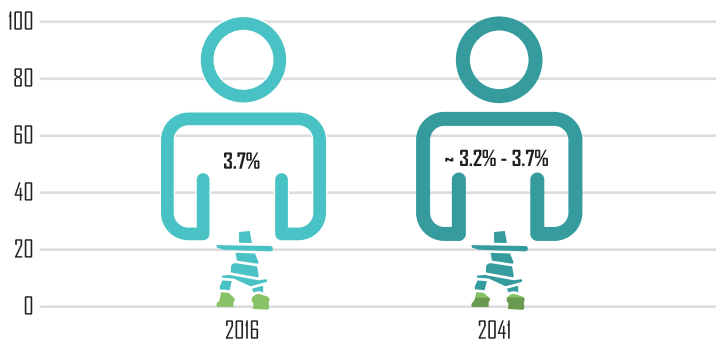
In comparison, the median age of the non-Indigenous population is projected to increase from 41.4 to 44.7 years over the same period.¹



Proportion of Inuit within the total Indigenous population

In 2016, the Inuit population comprised 3.7% of the Indigenous population.

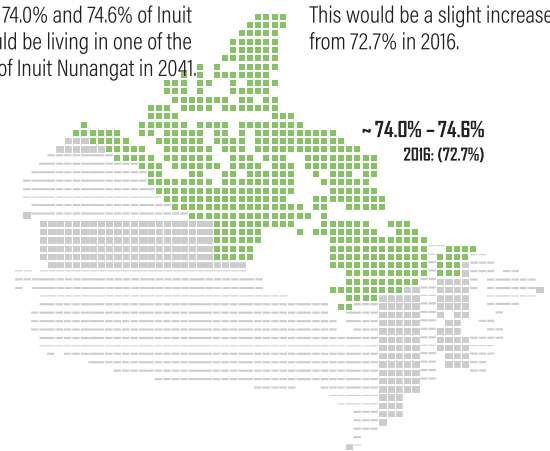
This proportion is projected to remain stable or to decrease slightly to between 3.2% and 3.7% in 2041.



Proportion of Inuit living inside Inuit Nunangat

Between 74.0% and 74.6% of Inuit would be living in one of the four regions of Inuit Nunangat in 2041.

This would be a slight increase from 72.7% in 2016.



By 2041, the Inuit population would increase in all Inuit regions, except Nunatsiavut, where it would remain stable or increase slightly, depending on the projection scenario.

Inuvialuit region, N.W.T.
↑ ~ 5,000
2016: (3,000)

Nunavut
↑ ~ 44,000 - 48,000
2016: (31,000)

Inuit Nunangat
↑ ~ 68,000 - 75,000
2016: (49,000)

Nunatsiavut, N.L.
↑ ~ 2,000 - 3,000
2016: (2,000)